

Dave Owen

From: Robert Houseman [wolftwnplnr@metrocast.net]
Sent: Wednesday, May 23, 2012 3:29 PM
To: Dave Owen
Subject: FW: Pella Proposal with Labor
Attachments: Wolfeboro Town Hall.pdf

From: Lappin, Andrew F. [mailto:LappinAF@pellaboston.com]
Sent: Wednesday, May 23, 2012 9:19 AM
To: Robert Houseman
Subject: Pella Proposal with Labor

Hello Robert,

As discussed, attached please find the updated proposal for your project now inclusive of labor to install the windows for the first phase. Please take moment to review and feel free to contact me with any questions you may have.

Regards,

Andrew F Lappin
Commercial Sales
Pella Windows & Doors
978-423-9685
lappinaf@pellaboston.com






Proposal - Detailed


Pella Window and Door Showroom Commercial Division
45 Fondi Road
Haverhill - Coml, MA 01832
Phone: 9785217100 Fax: 9783738084


Sales Rep Name: Lappin, Andrew
Sales Rep Phone: (978) 373-2500
Sales Rep E-Mail: LAPPINAF@pellaboston.com
Sales Rep Fax:


Customer Information	Project/Delivery Address	Order Information
Town of Wolfeboro South Main Street WOLFEBORO, NH 03894 Day Phone: Mobile Phone: Fax Number: E-Mail: Contact Name: Great Plains #:	Wolfeboro Town Hall South Main Street Lot # WOLFEBORO, NH 03894 County: CARROLL Owner Name: Town of Wolfeboro Owner Phone:	Quote Name: Architect Series Order Number: 185 Quote Number: 3653723 Order Type: Non-Installed Sales Wall Depth: Payment Terms: Tax Code: NH TAXABLE Cust Delivery Date: None Quoted Date: 4/16/2012 Contracted Date: Booked Date: Customer PO #:

Line #	Location:	Attributes			Item Price	Qty	Ext'd Price
10	120-123, 112-115	Special Architect, Double Hung, 48 X 60, Hartford Green, 3-11/16"			\$1,228.70	8	\$9,829.60
		PK #					
Viewed From Exterior		512					
Rough Opening: 48 - 3/4" X 60 - 3/4"							
Final Wall Depth: 3-11/16"							
		1: 4860 Double Hung, Equal Split					
		Frame Size: 48 X 60					
		General Information: Standard, Luxury Edition, Clad, Pine					
		Exterior Color / Finish: Standard EnduraClad, Hartford Green					
		Interior Color / Finish: Natural Stain Interior					
		Glass: Insulated Low E Advanced Argon Gas					
		Hardware Options: Standard Lock, Brass, Order Sash Lift					
		Screen: Half Screen, InView					
		Grille: ILT, No, 7/8", Traditional (4W2H / 2W1H)					
		Wrapping Information: EnduraClad Exterior Trim, Full Frame Replacement, Factory Applied, Monroe, 2" Sill Nose, Monroe, Monroe, Factory Applied, 3-11/16" Factory Applied, Perimeter Length = 216", Glazing Pressure = 55.					

NOTE: Pricing is not complete. This product must be approved by Pella before final pricing will be calculated.
Custom Product Instructions: Custom Lite Pattern

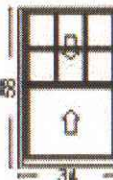
Line #	Location:	Attributes				Item Price	Qty	Ext'd Price
15	124	Architect, Double Hung, 34 X 58, Hartford Green, 3-11/16"				\$881.75	1	\$881.75
		PK #	1: Non-Standard Size Double Hung, Equal Split Frame Size: 34 X 58 General Information: Standard, Luxury Edition, Clad, Pine Exterior Color / Finish: Standard EnduraClad, Hartford Green Interior Color / Finish: Natural Stain Interior Glass: Insulated Low E Advanced Argon Gas Hardware Options: Standard Lock, Brass, Order Sash Lift Screen: Half Screen, InView Grille: ILT, No, 7/8", Traditional (2W1H / 0W0H) Wrapping Information: EnduraClad Exterior Trim, Full Frame Replacement, Factory Applied, Monroe, 2" Sill Nose, Monroe, Monroe, Factory Applied, 3-11/16" Factory Applied, Perimeter Length = 184", Glazing Pressure = 85.					
Viewed From Exterior		512						
Rough Opening: 34 - 3/4" X 58 - 3/4"								
Final Wall Depth: 3-11/16"								

Line #	Location:	Attributes			Item Price	Qty	Ext'd Price
20	125-128, 116-119	Architect, Double Hung, Architect, Casement, Architect, Casement, 34 X 119, Hartford Green, 3-11/16"			\$2,012.19	8	\$16,097.52
		PK #	1: Non-Standard Size Double Hung, Equal Split Frame Size: 34 X 50 General Information: Standard, Luxury Edition, Clad, Pine Exterior Color / Finish: Standard EnduraClad, Hartford Green Interior Color / Finish: Natural Stain Interior Glass: Insulated Low E Advanced Argon Gas Hardware Options: Standard Lock, Brass, Order Sash Lift Screen: Half Screen, InView Grille: Horizontal Mull 1: FactoryMull, 2 1/2" x 4 3/8" Wood 2: Non-Standard Size Fixed Casement Frame Size: 34 X 32 General Information: Standard, Clad, Pine Exterior Color / Finish: Standard EnduraClad, Hartford Green Interior Color / Finish: Natural Stain Interior Glass: Insulated Low E Advanced Argon Gas Grille: ILT, No, 7/8", Traditional (2W2H) Horizontal Mull 2: FactoryMull, 2 1/2" x 4 3/8" Wood 3: Non-Standard Size Fixed Casement Frame Size: 34 X 32 General Information: Standard, Clad, Pine Exterior Color / Finish: Standard EnduraClad, Hartford Green Interior Color / Finish: Natural Stain Interior Glass: Insulated Low E Advanced Argon Gas Grille: ILT, No, 7/8", Traditional (2W2H) Wrapping Information: 6" Installation Clips, Branch Supplied, 3-11/16" Factory Applied, Perimeter Length = 306", Glazing Pressure = 95. CB Branch Applied - Clad Brickmould Branch Applied				
Viewed From Exterior		512					
Rough Opening: 34 - 3/4" X 119 - 3/4"							
Final Wall Depth: 3-11/16"							
					Qty	1	

Line #	Location:	Attributes				
25	133-137	Special Architect, Double Hung, 34 X 72, Hartford Green, 3-11/16"		Item Price	Qty	Ext'd Price
				\$1,113.95	5	\$5,569.75
		PK #	1: Non-Standard Size Double Hung, Equal Split Frame Size: 34 X 72 General Information: Standard, Luxury Edition, Clad, Pine Exterior Color / Finish: Standard EnduraClad, Hartford Green Interior Color / Finish: Natural Stain Interior Glass: Insulated Low E Advanced Argon Gas Hardware Options: Standard Lock, Brass, Order Sash Lift Screen: Half Screen, InView Grille: ILT, No, 7/8", Traditional (3W2H / 2W1H) Wrapping Information: EnduraClad Exterior Trim, Full Frame Replacement, Factory Applied, Monroe, 2" Sill Nose, Monroe, Monroe, Factory Applied, 3-11/16" Factory Applied, Perimeter Length = 212", Glazing Pressure = 70.			
	Viewed From Exterior	512				
	Rough Opening: 34 - 3/4" X 72 - 3/4"					
	Final Wall Depth: 3-11/16"					

NOTE: Pricing is not complete. This product must be approved by Pella before final pricing will be calculated.

Custom Product Instructions: Custom Lite Pattern

Line #	Location:	Attributes						
35	110, 111	Architect, Double Hung, 34 X 58, Hartford Green, 3-11/16"	Item Price	Qty	Ext'd Price			
			\$967.51	2	\$1,935.02			
		PK # 512	1: Non-Standard Size Double Hung, Equal Split Frame Size: 34 X 58 General Information: Standard, Luxury Edition, Clad, Pine Exterior Color / Finish: Standard EnduraClad, Hartford Green Interior Color / Finish: Natural Stain Interior Glass: Insulated Low E Advanced Argon Gas Hardware Options: Standard Lock, Brass, Order Sash Lift Screen: Half Screen, InView Grille: ILT, No, 7/8", Traditional (3W2H / 0W0H) Wrapping Information: EnduraClad Exterior Trim, Full Frame Replacement, Factory Applied, Monroe, 2" Sill Nose, Monroe, Monroe, Factory Applied, 3-11/16" Factory Applied, Perimeter Length = 184", Glazing Pressure = 85.					
	Viewed From Exterior							
	Rough Opening: 34 - 3/4" X 58 - 3/4"							
	Final Wall Depth: 3-11/16"							
Line #	Location:	Attributes						
40		Labor to install the above windows. Work to be performed by Global Glass Works LLC through Pella Windows.	Item Price	Qty	Ext'd Price			
			\$13,200.00	1	\$13,200.00			

For more information regarding the finishing, maintenance, service and warranty of all Pella® products, visit the Pella® website at www.pella.com

Line #	Location:	Attributes			Item Price	Qty	Ext'd Price
41	Brickmould	EnduraClad Monroe, Length: 144, Hartford Green			\$106.79	16	\$1,708.64
	PK #	1: -1-1 Accessory					
		Frame Size: -1 X -1					
	512	Exterior Color / Finish: Standard Enduraclad, Hartford Green					
		Wrapping Information:					

Viewed From Exterior

Rough Opening:

Line #	Location:	Attributes			Item Price	Qty	Ext'd Price
42	Sill	EnduraClad 2" Sill Nose, Length: 96, Hartford Green			\$63.04	4	\$252.16
	PK #	1: -1-1 Accessory					
		Frame Size: -1 X -1					
	512	Exterior Color / Finish: Standard Enduraclad, Hartford Green					
		Wrapping Information:					

Viewed From Exterior

Rough Opening:

Thank You For Your Interest In Pella® Products

PELLA WARRANTY:

Pella products are covered by Pella's limited warranties in effect at the time of sale. All applicable product warranties are incorporated into and become a part of this contract. Please see the warranties for complete details, taking special note of the two important notice sections regarding installation of Pella products and proper management of moisture within the wall system. Neither Pella Corporation nor Pella Windows & Doors will be bound by any other warranty unless specifically set out in this contract. However, Pella Corporation will not be liable for branch warranties which create obligations in addition to or obligations which are inconsistent with Pella written warranties.

Clear opening (egress) information does not take into consideration the addition of a Rolscreen [or any other accessory] to the product. You should consult your local building code to ensure your Pella products meet local egress requirements.

Per the manufacturer's limited warranty, unfinished mahogany exterior windows and doors must be finished upon receipt prior to installing and refinished annually, thereafter. Variations in wood grain, color, texture or natural characteristics are not covered under the limited warranty.

TERMS & CONDITIONS:

For more information regarding the finishing, maintenance, service and warranty of all Pella® products, visit the Pella® website at www.pella.com
Printed on 5/23/2012 Detailed Proposal Page 4 of 5

QUOTES ARE VALID FOR 30 DAYS

Customer Name (Please print)

Pella Sales Rep Name (Please print)

Customer Signature

Pella Sales Rep Signature

Date

Date

Order Totals

Taxable Subtotal	\$49,474.44
Sales Tax @ 0%	\$0.00
Non-taxable Subtotal	\$0.00
Total	\$49,474.44
Deposit Received	
Amount Due	\$49,474.44